

Components – locksmith production

From the laser-cut sheet metal parts to selling of finished products.

Welding

Qualified staff and modern welding technology enable us to offer welding technologies with guarantee of the highest quality.

- We weld steel of standard quality as well as stainless steel
- We have at our disposal a warehouse of metallurgical material with a band saw for cutting of profile materials required for welded structural units
- Size of welded units:
up to 3600x1200x2300 mm
- Max. weight of welded units: approx. 1000 kg
- Max. output of welding sources: 456 A
- Certificate for welding process according to ČSN EN ISO 3834-2

Technology for manufacturing of components from sheet metal

- According to the assignment from the customer, sheet metal parts are manufactured in the unrolled or bent shape by means of the state-of-the-art tech.
- For production of clippings on CNC machines (laser, punch press) it is useful to have assignment documentation prepared in the electronic way in DXF or DWG format.

Surface treatment

The required products can be supplied with the final surface treatment.

Assembly of units

To our customers, we offer supplies of assembled units, mainly switchboard cases and boxes. We perform assembly with the use of screwed, riveted (pneumatic riveting of nuts) and glued joints.

ESB Rozvaděče, a.s.

K terminálu 7
619 00 Brno
Czech Republic

phone: +420 515 502 111
fax: +420 515 502 101

Ing. Alois Kaňa – Company Director

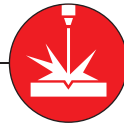
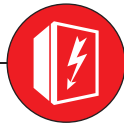
phone: +420 515 502 100
e-mail: alois.kana@esb-rozvadece.cz

Michal Coufal – Business Manager


phone: +420 515 502 500
mobile: +420 602 556 889
e-mail: michal.coufal@esb-rozvadece.cz

Tomáš Janíček – Manager of Trading with Components

phone: +420 515 502 510
mobile: +420 602 534 905
e-mail: tomas.janicek@esb-rozvadece.cz



Production technology



Laser cutting machine TRULASER 3030

- TruFlow resonator output of 4.0 kW
- max. plate dimensions 1,500 × 3,000 mm
- max. thickness of steel plates 20 mm
- max. thickness of CrNi steel plates 15 mm
- max. thickness of Al sheets 10 mm



CNC punching machine TRUMATIC 3000R

- max. punching force 180 kN (18 t)
- max. plate dimensions 1,500 × 3,000 mm
- max. thickness of metal sheets 4 mm
- max. thickness of Al metal sheets 5 mm



Press brakes

- max. press force 2,300 kN (230 t)
- max. bending length 3,230 mm



Powder painting line GALATEK

- max. dimensions of varnished part 900×1500×3000 (mm)
- line capacity of 110 m² per 1 hour
- automatic painting box SuperTech
- pre-treatment with ferric phosphate coating



Welding workplace MIG/MAG/TIG

- sources: FRONIUS, KEMPPI, WLSPI
- max. output 456 A
- resistance welding (spot welding)
- welding of bolts by electric discharge



Other technologies:

- eccentric presses up to press force 1,000 kN (100 t)
- edging machine GRINDING MASTER
- beam and radial drilling machines
- stainless steel programme
- we provide surface treatment: cataphoresis, zinc dipping, galvanisation and zinc spraying